


ZTT GROUP

Established in 1992, ZTT started from optical fiber communications and was listed on Shanghai Stock Exchange (SSE) in 2002 (Stock Code in SSE: 600522). ZTT has pictured a diversified industrial portfolio for marine equipment, renewable energy, new materials, smart grid, optical communications and other diversified industrial products. ZTT Group is now hosting 80 subsidiary companies and over 16,000 employees, operating 5 overseas plants located in India, Brazil, Indonesia, Morocco and Turkey. ZTT owns more than 2500 patents with independent intellectual property rights, presided over or participated in more than 500 international and national industry standards. The products of ZTT are exported to 160 countries and regions. The company has ranked among the top 500 Chinese enterprises for consecutive years and broke through \$ 12.5 billion in sales revenue in 2021. ZTT follows the new economic model of fostering cleaner production and accelerating green and low-carbon development, works hard to serve as the pioneer of persistent endeavor to achieve national goal involving carbon dioxide emissions peaking by 2030 and carbon neutrality by 2060, emerging as a green manufacturing technology group assuming regional economy.



Cable Accessories



C O N T E N T S

Company Profile.....	04	XLPE Insulated Power Cable Pre-mould Joint.....	15
Production Equipment.....	05	XLPE insulated power cable pre-mould dry-type outdoor termination.....	17
Quality Assurance.....	07	Cold Shrinkable Cable Accessories....	19
XLPE insulated power cable porcelain bushing outdoor termination.....	09	35kV and below heat shrink cable accessories.....	29
XLPE insulated power cable composite bushing outdoor termination.....	11	Earthing box.....	33
XLPE insulated power cable plug-in type GIS termination.....	13	Partial project performance.....	34



Company Profile

Jiangsu Zhongtian Technology Cable Accessories Co., Ltd. is a subsidiary company of listed company—Jiangsu Zhongtian Technology Co., Ltd. (Stock Code: 600522). ZTT set up from 1992, grew and thrive with optical fiber communications. Along with the high-speed development of national information industry, ZTT has been formed the industrial structure which realize the joint development of telecommunication and grid and also set foot on new energy industry. ZTT was awarded gold listed company and national innovative experimental enterprises successively. ZTT has ranked among China's top 100 electronic information enterprises and China's top 500 enterprises. ZTT insist on "going out strategy", our products export to more than 100 countries and regions and our company has set up Indian plant and Brazil plant, established more than 50 overseas offices. ZTT is becoming the world-class Chinese cable brand.

Jiangsu Zhongtian Cable Accessories Co., Ltd. is located in Guanlin, Yixing which has the reputation of the cable city of China. With china's increasingly construction, development for turning overhead line into ground and demand for high-voltage power cable and accessories,

ZTT keep trying to manufacture the safer, long-lasting and more durable EHV power cable accessories and we make our best to become an international first-tier cable accessories brand.

Our company has a world-class R&D center, R&D and production of we Chinese ourselves EHV cable accessories is our responsibility which we take it as a great honor. The company takes full advantage of R&D, capital, technology and market to provide professional system solutions for EHV cable transmission system.

In materials science, product design and production process, we have rich experience that focus on every detail. And we have first-class standardized plant, dust-free workshop and advanced inspection equipment, effectively ensure the quality of each product.

Domestic advanced production facility and testing equipment, strong technical force with the addition of technical support and sales institution all over the word, we will provide customers with good quality after-sales service.

We will continue to move forward with persistent innovation.

ZTT Focuses on Precise Manufacturing

ZTT Cable Comprehensive Solution Provider for Power Grids

Production Equipment



The product was manufactured in dust-free workshop. It is fully enclosed and stays in constant temperature, and this is beneficial to control the quality stably. A and B liquid materials are directly distributed from barrels to modeling, which can avoid the pollution from contact with the staff's hand and the air.

The equipment has unique advanced function that is able to produce terminal product with color, as well the colorless product. It is convenient for meeting different demands of product.



Medium-voltage production equipment



High pressure production equipment



A corner of the showroom

Quality Assurance



Raw material is the production that we develop with the world's largest organic silicon raw material manufacture. The quality of products gets the consistent guarantee because of advanced production technology and reliable professional equipment. Every product of the factory has been strictly inspected in accordance with the standard requirements. The cable accessories of our company fits the criterion of IEC 60502:2008/ IEC 60840: 2011 /IEC 62067:2011, IEC60859-1999 standard, they are all up to the standards with the detection of power industry electrical equipment and testing center (State Grid Electric Power Research Institute, Wuhan), which is the national electricity authority.

Quality control is the greatest concern of all users. We have a complete and strict management system and advanced testing equipment, which is facilitated for sampling inspection

and product development. Each product has been detected strictly by professional staffs and optical instruments.

All the products with a shield are made to the colorless and transparent components. The qualified products that are in line with the requirements of strict inspection that will be picked out for further processing of the shield, which is a higher guarantee the quality.

The stress cone is the core component of cable accessories, The materials of stress cone is high-temperature vulcanized silicone rubber. High-temperature vulcanized silicone rubber has better anti-aging property, lower thermal resistance, and low hardness of silicone rubber than EPDM, which can make the stress cone and the cable insulation section fit each other perfectly.



German imported AB fraction of liquid silicone rubber

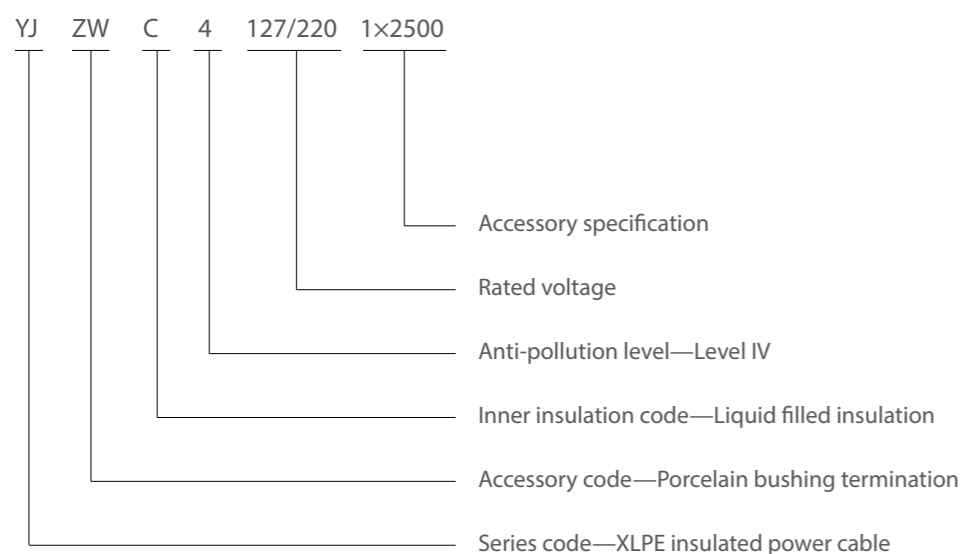


Warehouse corner of stress cone for 64kV-220kV



Stress cone for 64kV-220kV

XLPE insulated power cable porcelain bushing outdoor termination



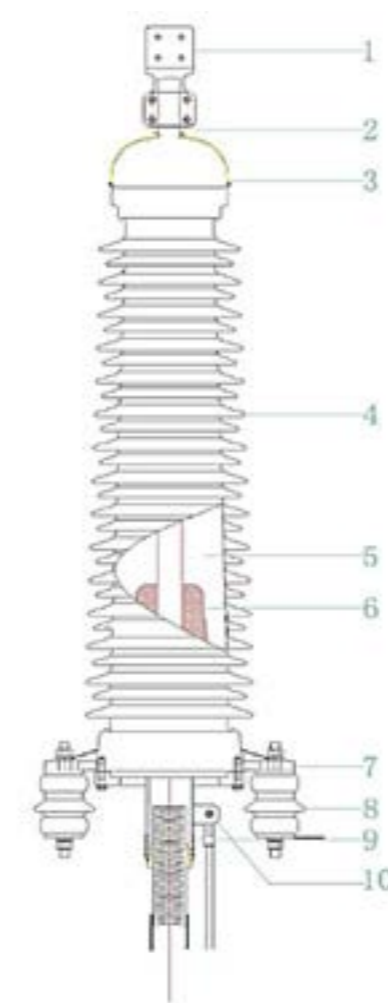

220kV Porcelain Outdoor Termination



110kV Porcelain Outdoor Termination

- Porcelain bushing termination has a long history and operates stably and reliably. Stress-relief cone is shaped once by liquid silicone rubber after high temperature vulcanization. Insulating compound is filled in porcelain bushing.
- Scope of application: XLPE insulated power cable which has a cross section between 240 and 2500mm², and large enterprise of chemical industry, steel industry and power industry, and coastal area and the area far from the center of the city.
- High-strength porcelain is used in the porcelain bushing. The spacing of big and small umbrella skirt structure and creepage are designed more reasonably, thus anti-pollution flashover performance of the product is greatly improved. The porcelain bushing uses the integrated mud pot structure.
- The reliable sealing structure prevents water seepage and oil leak occurred at the termination during operation process.
- The stress-relief cone is easy to install and grounds reliably.

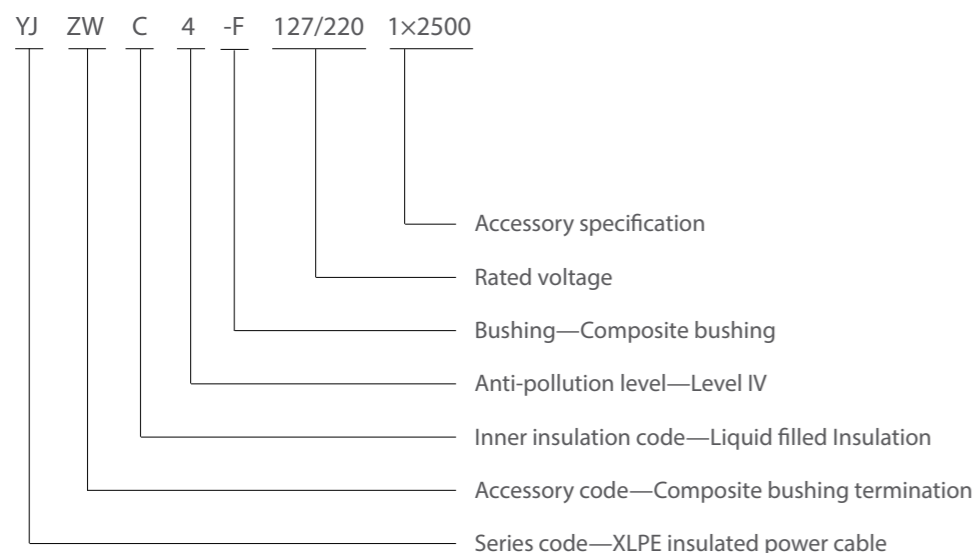
Product model and specification



- | | |
|------------------------|------------------------|
| 1. Cable Lug | 6. Stress cone |
| 2. Conductor connector | 7. Fixing plate |
| 3. Screen cover | 8. Support insulator |
| 4. Porcelain bushing | 9. Tail |
| 5. Insulating oil | 10. Earthing connector |

Item	Unit	Technical Parameters	Technical Parameters
Rated voltage	kV	127/220	64/110
Max. working voltage	kV	245	123
Impulse voltage	kV	1050	550
Max rated. temperature of conductor	°C	90	90
a) Normal operating		250	250
b) Short circuit			
Ambient temperature	°C	-40~+60	-40~+60
C.S.A	mm ²	400~2500	240~1600
Pollution class		Level IV (can be used in high pollution area and coastal area of high salt fog)	Level IV (can be used in high pollution area and coastal area of high salt fog)
Creepage distance	mm	8000	3910
Partial discharge test		<5pC, at 190kV	<5pC, at 96kV
Power-frequency voltage test		No breakdown or flashover occurred at 318kV, 30min	No breakdown or flashover occurred at 160kV, 30min

XLPE insulated power cable composite bushing outdoor termination



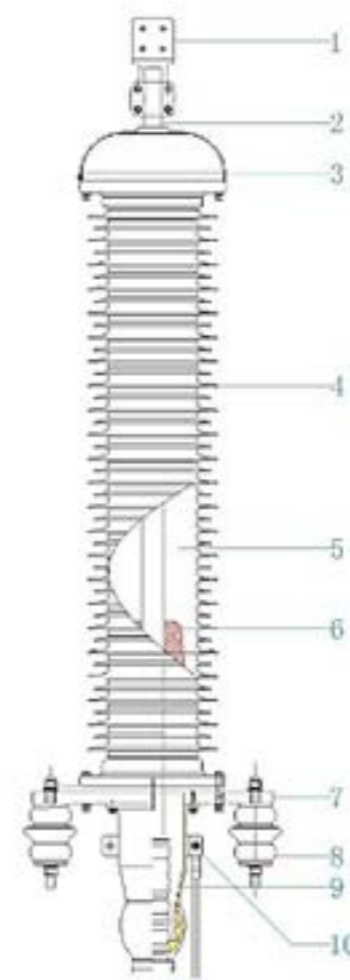

110kV Composite Outdoor Termination



Outdoor Termination

- Composite bushing termination is made by epoxy bushing which covered disposable liquid silicone rubber. Insulating compound is filled in the termination bushing.
- Scope of application: XLPE insulated power cable which has a cross section between 240 and 2500mm². Applied to outdoor, coastal area and high pollution area, particularly the center area of the city and surrounding area.
- With a significant safety and explosion-proof performance, the termination will not hurt personnel and equipment around. With a light weight, the termination is easy to install. And its weight is less than 30% of porcelain termination under the same rated voltage. The structure is designed to facilitate installation and operation of the termination.
- The composite termination has excellent performance of pollution-resistance, UV-resistance and corrosion-resistance.
- The stress-relief cone grounds reliably.

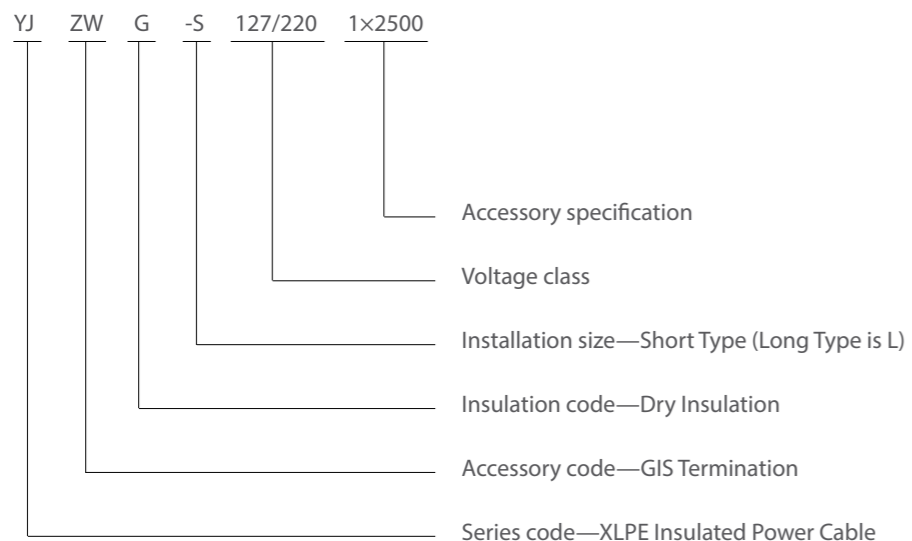
Product model and specification




- | | |
|------------------------|------------------------|
| 1. Cable Lug | 6. Stress cone |
| 2. Conductor connector | 7. Fixing plate |
| 3. Screen cover | 8. Support insulator |
| 4. Porcelain bushing | 9. Tail |
| 5. Insulating oil | 10. Earthing connector |

Item	Unit	Technical Parameters	Technical Parameters
Rated voltage	kV	127/220	64/110
Max. working voltage	kV	245	123
Impulse voltage	kV	1050	550
Max rated. temperature of conductor	°C	90	90
a) Normal operating		250	250
b) Short circuit			
Ambient temperature	°C	-40~+60	-40~+60
C.S.A	mm ²	400~2500	240~1600
Pollution class		Level IV (can be used in high pollution area and coastal area of high salt fog)	Level IV (can be used in high pollution area and coastal area of high salt fog)
Creepage distance	mm	8000	3910
Partial discharge test		<5pC, at 190kV	<5pC, at 96kV
Power-frequency voltage test		No breakdown or flashover occurred at 318kV, 30min	No breakdown or flashover occurred at 160kV, 30min

XLPE insulated power cable plug-in type GIS termination



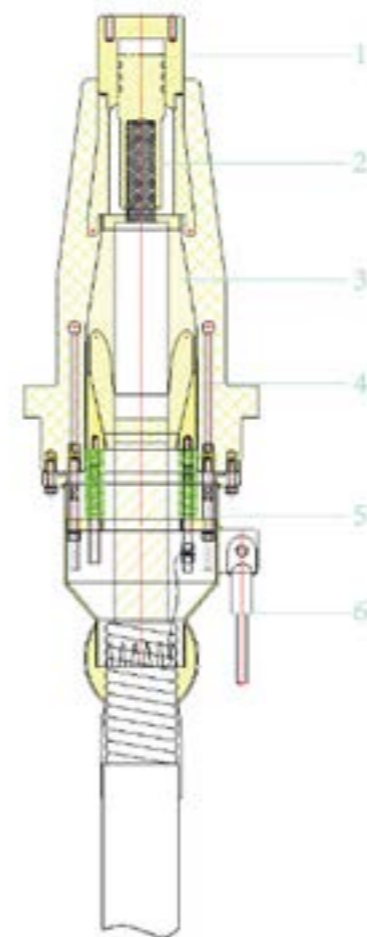

220kV Plug-in type GIS termination



110kV Plug-in type GIS termination

- According to the GIS installing size, it can be divided into long-(installed size is 757mm) and short (installed size is 470mm) in two ways. Product using dry structure of insulation-plug-in type, and it does not require any insulating filler, mainly composed of epoxy bushing, prefabricated silicone rubber (stress cone), pluggable extension tube/ stress cone bracket, excessive device, wiping sleeve and so on. Pouring insulation shell of SF6 gas-resistant epoxy resin into injection molding of liquid silicone rubber and stress cone used importing mill with a permanent force spring, and the stress cone bracket will against the stress cone to the top tightly into the internal epoxy casing to ensure stress cone contacted with cables and epoxy casing inner cone.
- Product using fully dry insulation plug-in structure without insulating filler and insulation gases, there is no insulation oil (gas) leak, it's easy to install and maintain.
- Internal stress cone uses Tama spring + stress cone bracket on the precise positioning to ensure stress cone and cables and epoxy casing inner cone in close contact.
- Compact structure, small volume, light weight, easy to load and unload.
- The top of the hardware (pole) was casted in the epoxy casing, the pluggable type of metal sealing structure to ensure the top seal.
- No altitude limitation in using area.


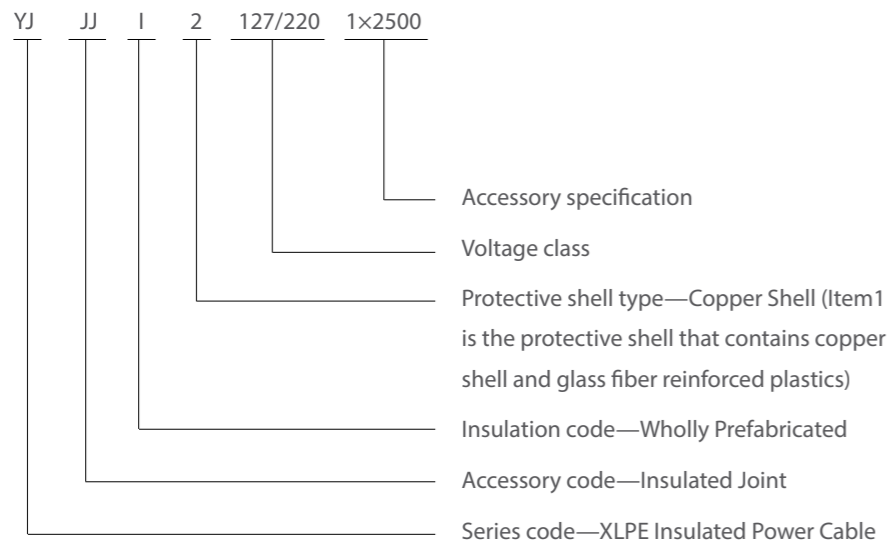
Product model and specification



1. Terminal clamp
2. Pole
3. Stress cone
4. Fixing plate
5. Tail
6. Earthing terminal

Item	Unit	Technical Parameters	Technical Parameters
Rated voltage	kV	127/220	64/110
Max. working voltage	kV	245	123
Impulse voltage	kV	1050	550
Max rated. temperature of conductor	°C	90	90
a) Normal operating b) Short circuit		250	250
Ambient temperature	°C	-40~+60	-40~+60
C.S.A	mm ²	400~2500	240~1600
Pollution class		Level IV (can be used in high pollution area and coastal area of high salt fog)	Level IV (can be used in high pollution area and coastal area of high salt fog)
Partial discharge test		<5pC, at 190kV	<5pC, at 96kV
Power-frequency voltage test		No breakdown or flashover occurred at 318kV, 30min	No breakdown or flashover occurred at 160kV, 30min

XLPE Insulated Power Cable Pre-mould Joint



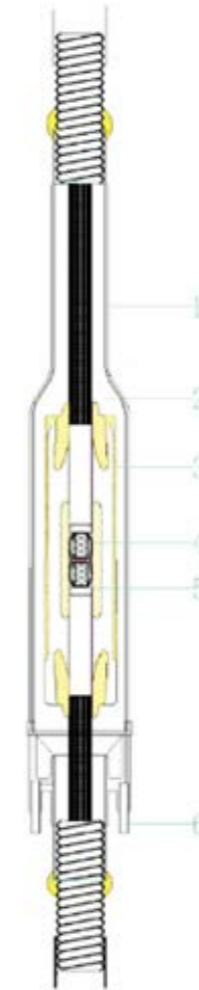
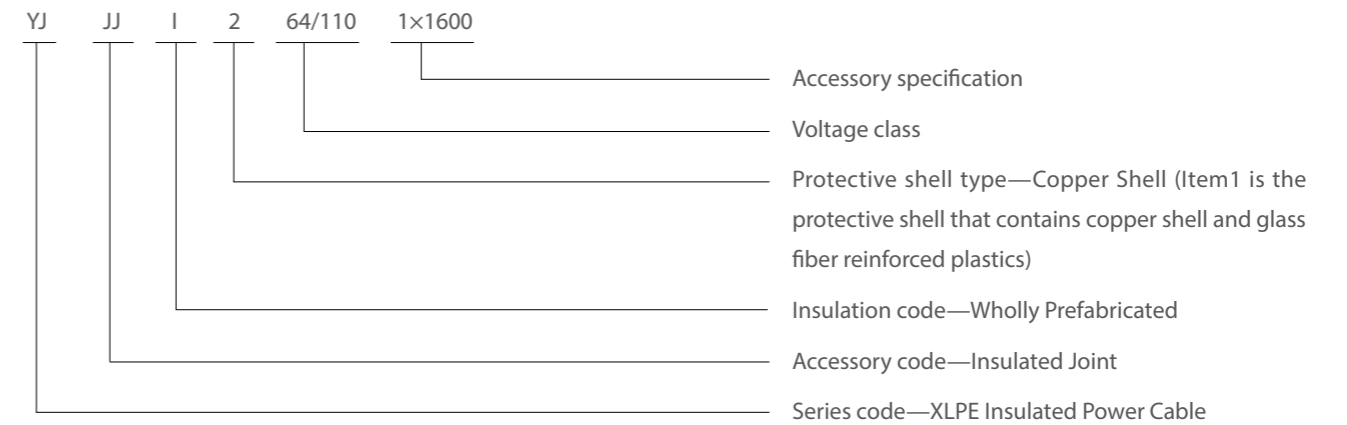
Intermediate Joint



Copper Shell Intermediate Joint and Glass Fiber Reinforced Plastics Protective Shell

- The main body of the product is prefabricated structure, integrating insulation, high voltage screen and stress cone.
- The outer shell of the joint is made of magnetic separation metal tube and the outer layer is covered with special insulation material to ensure the high intensity mechanical protection, insulating and anticorrosion.
- Main body of joint using the silicone prefabricated structure.
- The outer protection is made of insulating material shell. It has excellent mechanical protection, sealing property.
- Many patents and reasonable designs in it, installing easily and running reliably.
- Earth terminal with metallic shell previously connects with soft-annealed wire, its waterproofness comes better.

Product model and specification



- 1. Protective shell
- 2. Insulation filling
- 3. Stress cone
- 4. Conductor connector
- 5. Block tile
- 6. Earthing terminal

Item	Unit	Technical Parameters	Technical Parameters
Rated voltage	kV	127/220	64/110
Max. working voltage	kV	245	123
Impulse voltage	kV	1050	550
Max rated. temperature of conductor	°C	90	90
a) Normal operating b) Short circuit		250	250
Ambient temperature	°C	-40~+60	-40~+60
C.S.A	mm ²	400~2500	240~1600
Pollution class		Level IV (can be used in high pollution area and coastal area of high salt fog)	Level IV (can be used in high pollution area and coastal area of high salt fog)
Partial discharge test		<5pC, at 190kV	<5pC, at 96kV
Power-frequency voltage test		No breakdown or flashover occurred at 318kV, 30min	No breakdown or flashover occurred at 160kV, 30min

XLPE insulated power cable pre-mould dry-type outdoor termination


- Pre-mould dry-type terminal use liquid silicone with excellent performance, once injection molding, which has the characteristics of oil-free, explosion-proof and etc.
- Scope of application: It can be used for 95-1600mm² extruded insulated power cable, applicable to be used in densely populated areas, indoor substation, high altitude areas, highly polluted areas, especially in city center with dense population and surrounding areas, safe and reliable, it can make sure the safety and the reliability of equipment operation.
- Stress cone and umbrella skirt is made from imported liquid silicone, by once injection molding, without mold clamping longitudinal seam, which make sure that the safety of our products operation in extreme weathers and highly polluted areas.
- It has the characteristics of simple structure, small volume, light weight, which only 1/10 of the porcelain terminal's, convenient installation, maintenance-free. The product surface with the highest electric field strength is covered by umbrella skirt completely.
- Flexible installation (vertical or inclined installation), anti-seismic, explosion-proof.
- Dry structure, which eliminate the accidents caused by oil leakage and etc.
- The specific leakage distance $\leq 31\text{mm/kV}$, meanwhile we can offer some special products for the special environments.
- The metal tail tube at bottom makes product has a certain rigidity, in order to adapt the different environments.



Dry-type Outdoor Termination




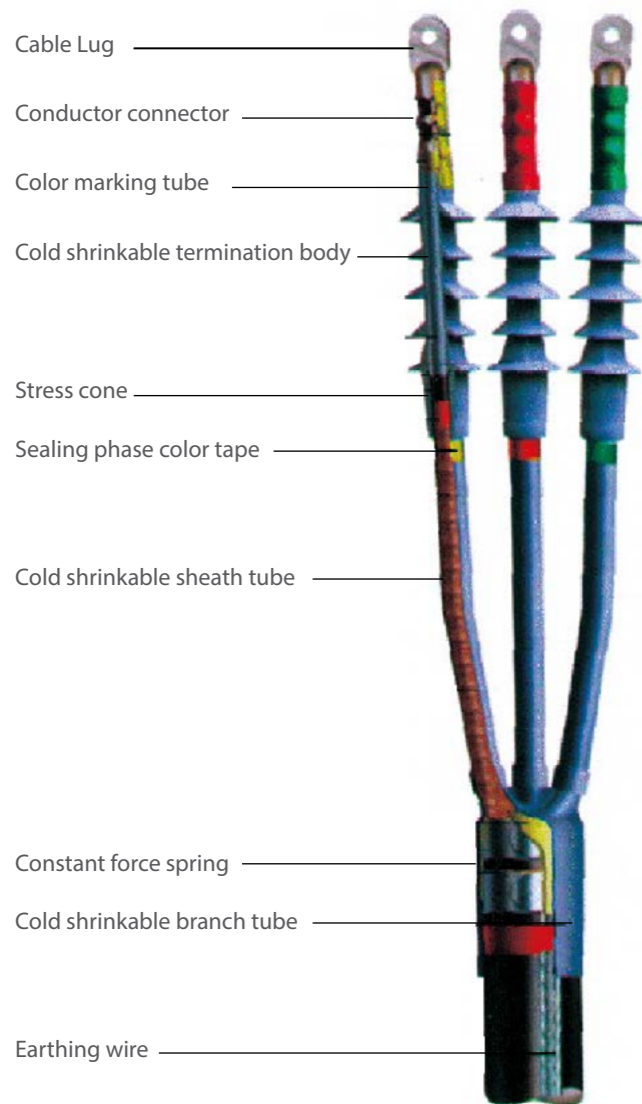
Product model and specification



- | | |
|------------------------|-----------------------|
| 1. Cable Lug | 4. Premould insulator |
| 2. Conductor connector | 5. Tail |
| 3. Screen cover | 6. Earthing connector |

Item	Unit	Technical Parameters
Rated voltage	kV	64/110
Max. working voltage	kV	123
Impulse voltage	kV	550
Max rated. temperature of conductor	°C	90
a) Normal operating b) Short circuit		250
Ambient temperature	°C	240~1600
C.S.A	mm ²	-40~+60
Pollution class		Level IV (can be used in high pollution area and coastal area of high salt fog)
Creepage distance	mm	8000
Partial discharge test		<5pC, at 190kV
Power-frequency voltage test		No breakdown or flashover occurred at 318kV, 30min

Cold Shrinkable Cable Accessories



1. Cold shrinkable termination body	10. Gloves
2. Cold shrinkable branch tube	11. Constant Spring
3. Cold shrinkable sheath tube	12. Tape measure
4. Cold shrinkable sealing tube	13. Sealing phase color tape
5. Installation instruction	14. Soldered tin tape
6. Filled compound	15. Insulated sandpaper
7. Sealing tape	16. Silicone grease
8. Earthing wire	17. Quality certification
9. Semi-conductive tape, PVC tape, adhesive tape	18. Cleaning paper



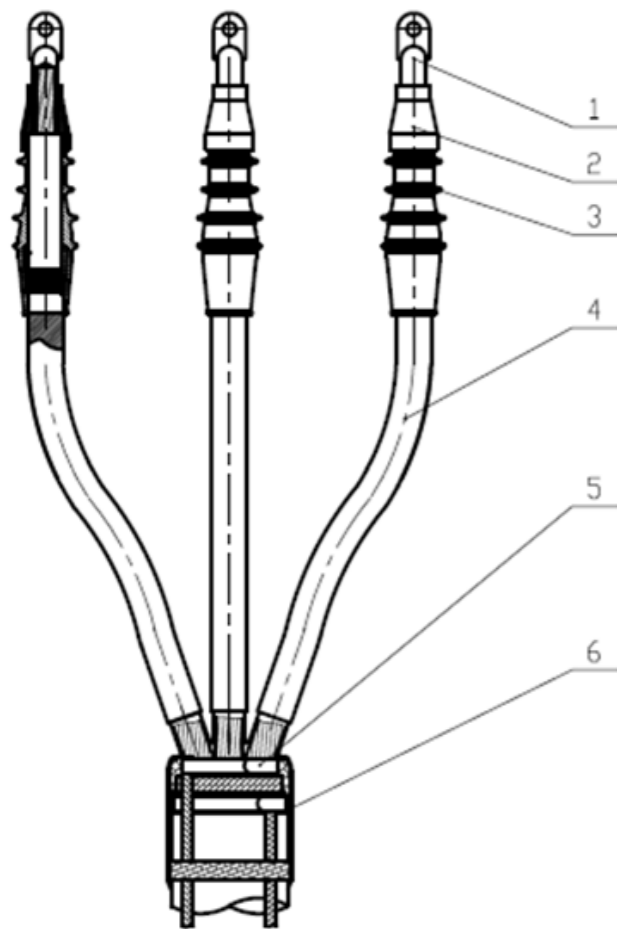
Cold shrinkable cable accessory is a kind of new cable accessories which is made by high elasticity imported silicone rubber. This product has special dielectric property and the excellent performance on anti-leakage, corrosion and hydrophobic, which make it have long wet lighting distance and constant contractility, because of that, its insulation property will not be affected by cable's bending. It do not

need any heat or special tool during the installation, and improves safety and reliability of product. Meanwhile, it has the advantage of excellent quality, advanced construction and convenient installation. Therefore, it is widely used in the fields of electric power, communication, metallurgy, metallurgy, coal, petrochemical and other fields.

Product model



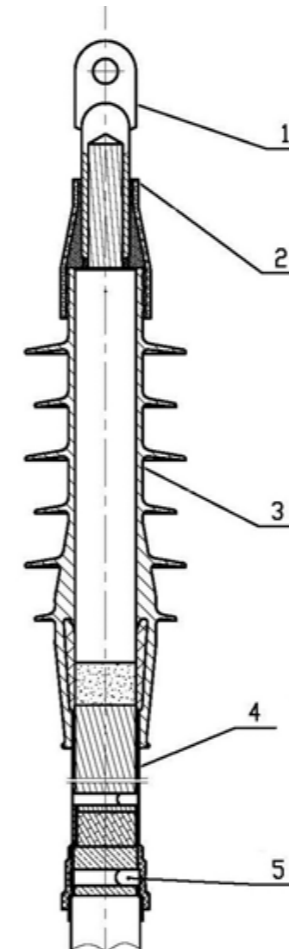
Cold shrinkable indoor termination for power cables with rated voltage 8.7/15kV



1. Cable Lug
2. Color marking tube
3. Termination body
4. Cold shrinkable tube
5. Constant force spring
6. Cold shrinkable branch tube

Product name	Specification	C.S.A (mm ²)
Indoor terminations for single core cable with rated voltage 15kV	NLS-8.7/15kV-1.1	25-50
	NLS-8.7/15kV-1.2	70-120
	NLS-8.7/15kV-1.3	150-240
	NLS-8.7/15kV-1.4	300-630
Indoor terminations for three cores cable with rated voltage 15kV	NLS-8.7/15kV-1.1	25-50
	NLS-8.7/15kV-1.2	70-120
	NLS-8.7/15kV-1.3	150-240
	NLS-8.7/15kV-1.4	300-500

Cold shrinkable Outdoor termination for power cables with rated voltage 8.7/15kV

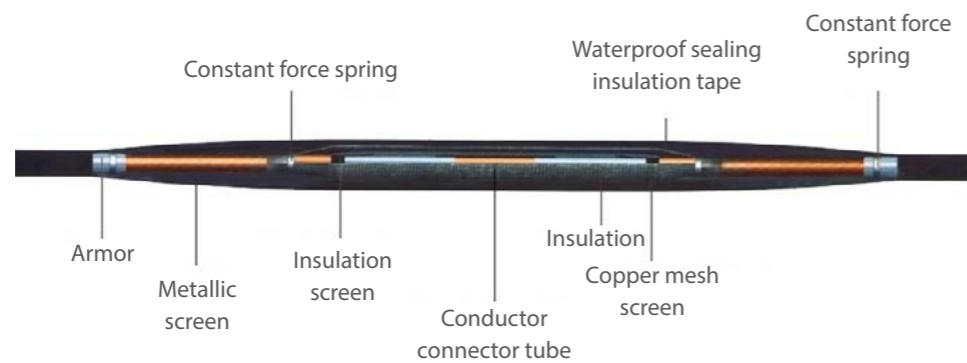


1. Cable Lug
2. Color marking tube
3. Termination body
4. Cold shrinkable tube
5. Constant force spring

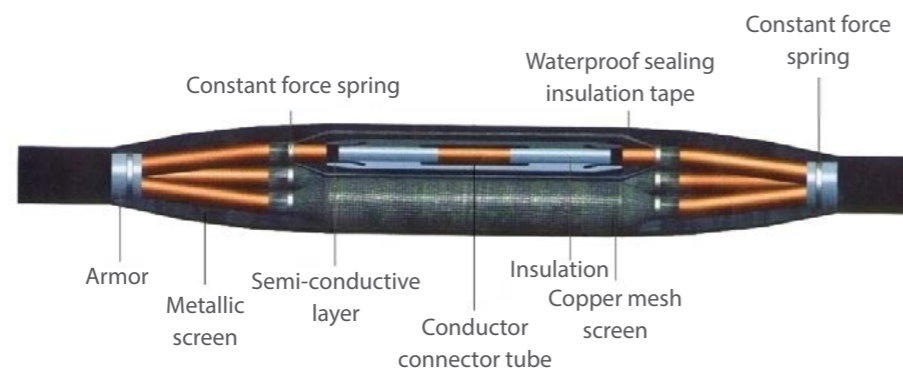
Product name	Specification	C.S.A (mm ²)
Outdoor terminations for single core cable with rated voltage 15kV	NLS-8.7/15kV-1.1	25-50
	NLS-8.7/15kV-1.2	70-120
	NLS-8.7/15kV-1.3	150-240
	NLS-8.7/15kV-1.4	300-630
Outdoor terminations for three cores cable with rated voltage 15kV	NLS-8.7/15kV-1.1	25-50
	NLS-8.7/15kV-1.2	70-120
	NLS-8.7/15kV-1.3	150-240
	NLS-8.7/15kV-1.4	300-500

Cold shrinkable intermediate joints for power cables with rated voltage 8.7/15kV

Intermediate joint for single core cable with rated voltage 10kV




Intermediate joint for three cores cable with rated voltage 10kV



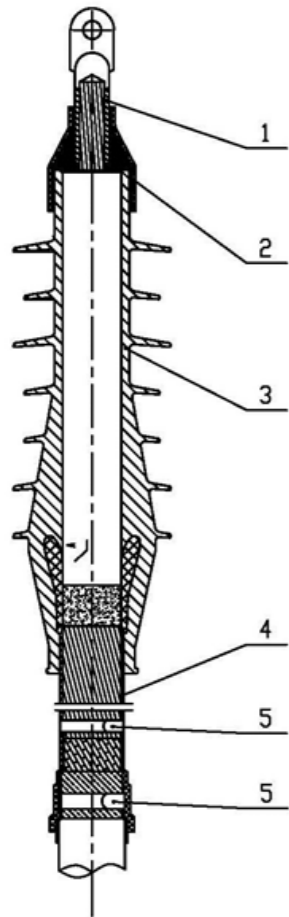
Product name	Specification	C.S.A (mm ²)
Intermediate joint for single core cable with rated voltage 10kV	JLS-26/35-1.1	25-50
	JLS-26/35-1.2	70-120
	JLS-26/35-1.3	150-240
	JLS-26/35-1.4	300-630
Intermediate joint for three cores cable with rated voltage 10kV	JLS-26/35-3.1	25-50
	JLS-26/35-3.2	70-120
	JLS-26/35-3.3	150-240
	JLS-26/35-3.4	300-500

Cold shrinkable termination for power cables with rated voltage 8.7/15kV



Product name	Test items	Technical parameters
Indoor/Outdoor terminations and intermediate joints for 15kV	Power-frequency voltage test	At 39kV, 5min; No breakdown ,no flashover
	Partial discharge test	<10 pC, at 15kV.
	Circular heating test	63 cycles at 23kV, conductor temperature 95~100 ; No breakdown, no flashover
	Impulse voltage test	10 impulses of each polarity at 95 kV; No breakdown, no flashover
	Negative DC voltage test	At 52 kV DC, 15min; No breakdown, no flashover
	Voltage test for 4h	At 35kV, 4h; No breakdown, no flashover

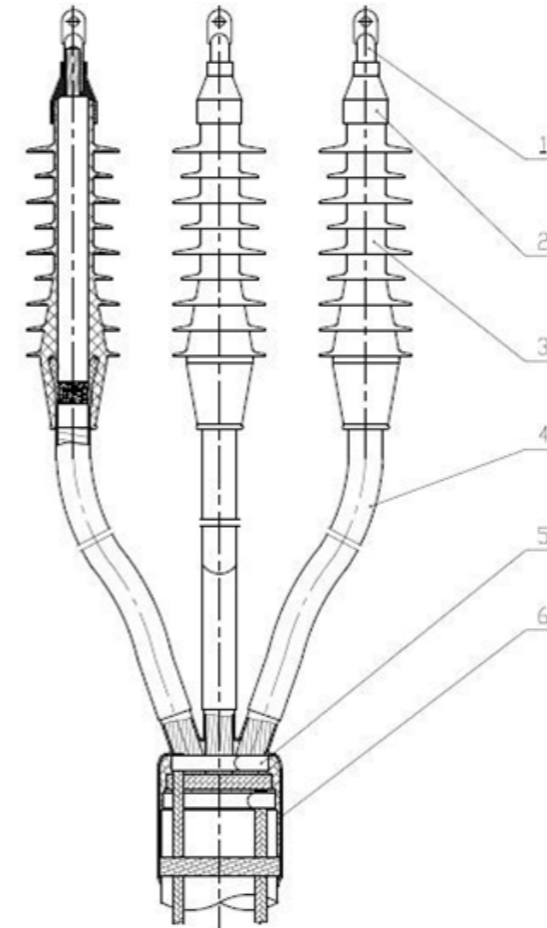
Cold shrinkable indoor termination for power cables with rated voltage 26/35kV



1. Cable Lug
2. Color marking tube
3. Termination body
4. Cold shrinkable tube
5. Constant force spring

Product name	Specification	C.S.A (mm ²)
Indoor terminations for single core cable with rated voltage 35kV	NLS-26/35-1.1	50-95
	NLS 26/35-1.2	120-185
	NLS -26/35-1.3	240-400
	NLS -26/35-1.4	500-630
Indoor terminations for three cores cable with rated voltage 35kV	NLS -26/35-3.1	50-95
	NLS -26/35-3.2	120-185
	NLS -26/35-3.3	240-400
	NLS -26/35-3.4	500-630

Cold shrinkable outdoor termination for power cables with rated voltage 26/35kV

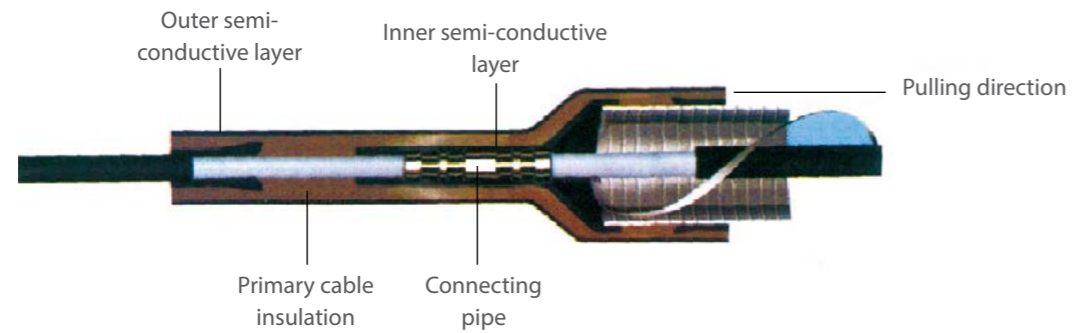


1. Cable Lug
2. Color marking tube
3. Termination body
4. Cold shrinkable tube
5. Constant force spring
6. Cold shrinkable branch tube

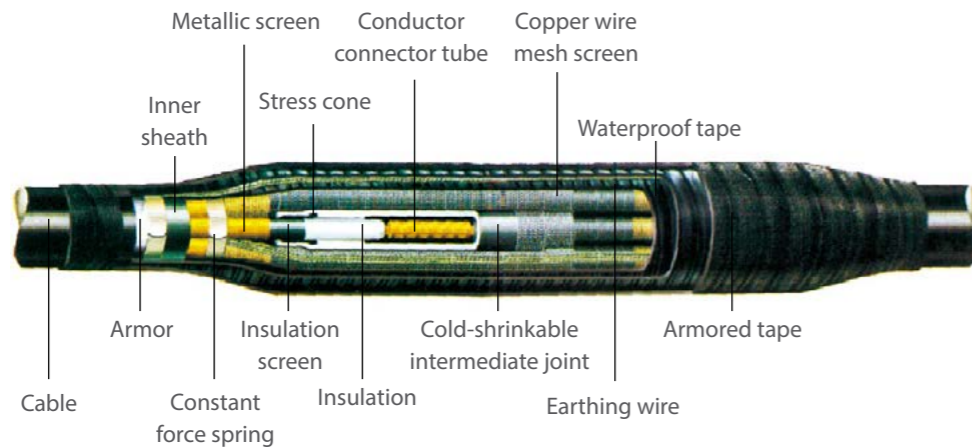
Product name	Specification	C.S.A (mm ²)
Outdoor terminations for single core cable with rated voltage 35kV	NLS-26/35-1.1	50-95
	NLS 26/35-1.2	120-185
	NLS -26/35-1.3	240-400
	NLS -26/35-1.4	500-630
Outdoor terminations for three cores cable with rated voltage 35kV	NLS -26/35-3.1	50-95
	NLS -26/35-3.2	120-185
	NLS -26/35-3.3	240-400
	NLS -26/35-3.4	500-630

Cold shrinkable intermediate joint for power cables with rated voltage 26/35kV

Intermediate joint for single core cable with rated voltage 35kV




Intermediate joint for three cores cable with rated voltage 35kV




Product name	Specification	C.S.A (mm ²)
Intermediate joint for single core cable with rated voltage 35kV	JLS-26/35-1.1	50-95
	JLS-26/35-1.2	120-185
	JLS-26/35-1.3	240-400
	JLS-26/35-1.4	500-630
Intermediate joint for three cores cable with rated voltage 35kV	JLS-26/35-3.1	50-95
	JLS-26/35-3.2	120-185
	JLS-26/35-3.3	240-400
	JLS-26/35-3.4	500-630

Cold shrinkable termination for power cables with rated voltage 26/35 kV



Product name	Specification	C.S.A (mm ²)
Indoor/Outdoor terminations and intermediate joints for 35kV	Power-frequency voltage test	At 117kV, 5min; No breakdown ,no flashover
	Partial discharge test	<10 pC, at 45kV.
	Circular heating test	63 cycles at 65kV, conductor temperature 95~100 ; No breakdown, no flashover
	Impulse voltage test	10 impulses of each polarity at 200kV; No breakdown, no flashover
	Negative DC voltage test	At 156 kV DC, 15min; No breakdown, no flashover
	Voltage test for 4h	At 117kV, 4h; No breakdown, no flashover

35kV and below heat shrink cable accessories




35kV and the below heat shrink cable accessories are widely used in crosslinked polyethylene insulated cables. It is made from imported polyphase polymers. It has a great improvement over the electrical properties of traditional cable accessories to ensure their safe and reliable operation. The products are divided into single core and three cores, which are used for terminal treatment and intermediate connection of medium low voltage cables.

Technical parameter

Test item	Test voltage U ₀ /U(U _m)			Test conclusion
	8.7/15 (17.5)	12/20 (24)	26/35 (40.5)	
AC voltage test (5min)	39kV	54kV	117kV	No breakdown or flashover
AC voltage test (1min,wet)	35kV	48kV	104kV	No breakdown or flashover
Partial discharge	15kV	20kV	45kV	Maximum10pC
Impulse voltage test	95kV	125kV	200kV	No breakdown or flashover
Heating cycles test (Heating cycle at least 8h,95-100℃ at least2h, natural cooling at least 3h, total 60 heating cycles)	22kV	30kV	65kV	No breakdown or flashover
Partial discharge (Ambient temperature)	15kV	20kV	45kV	Maximum10pC
Impulse voltage test (95-100℃, 10 impulses of each polarity)	95kV	125kV	200kV	No breakdown or flashover
AC voltage test (15min)	22kV	30kV	65kV	No breakdown or flashover
DC Negative polarity voltage withstand	52kV	64kV	156kV	No breakdown or flashover
AC withstand test (4 h)	35kV	48kV	104kV	No breakdown or flashover
Salt fog test(1000h for outdoor termination)	11kV	15kV	32.5kV	No breakdown or flashover
Humidity test (300h for indoor termination)	11kV	15kV	32.5kV	No breakdown or flashover

35kV and below heat shrink outdoor termination

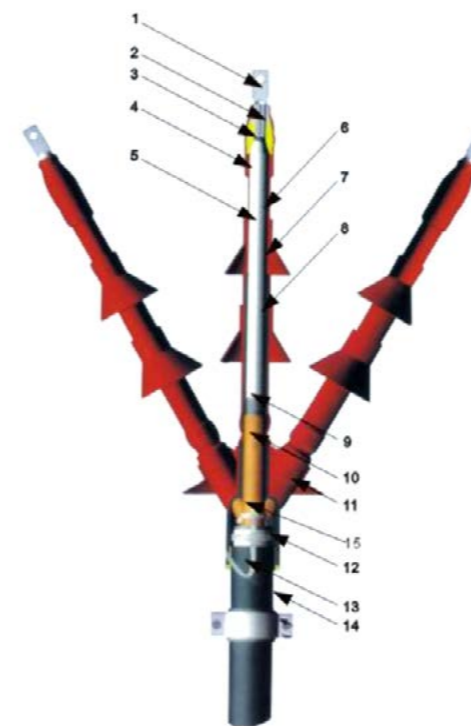
Product model and specification



For example

• **WRS-8.7/15-1.1** means that the heat shrink outdoor terminal is suitable for cables with 8.7/15kV single core 25-50mm² the nominal cross section.

• **WRS-8.7/15-3.1** means that the heat shrink outdoor terminal is suitable for cables with 8.7/15kV three cores 25-50mm² the nominal cross section.



1. Grounding terminal
2. Cable core
3. Hot melt adhesive
4. Sealing tube
5. Cable Insulation
6. Heat shrink tube
7. Single hole rain skirt
8. Stress tube
9. Semi conductive layer
10. Copper shielding layer
11. Three hole rain skirt
12. Three finger sleeve
13. Earthing wire
14. Cable
15. Triangulation cone

Voltage	Cable section(mm ²)			
	1	2	3	4
6/10、8.7/15	25-50	70-120	150-240	300-400
12/20、26/35	50-95	120-185	240-400	500-630

35kV and below heat shrink indoor termination

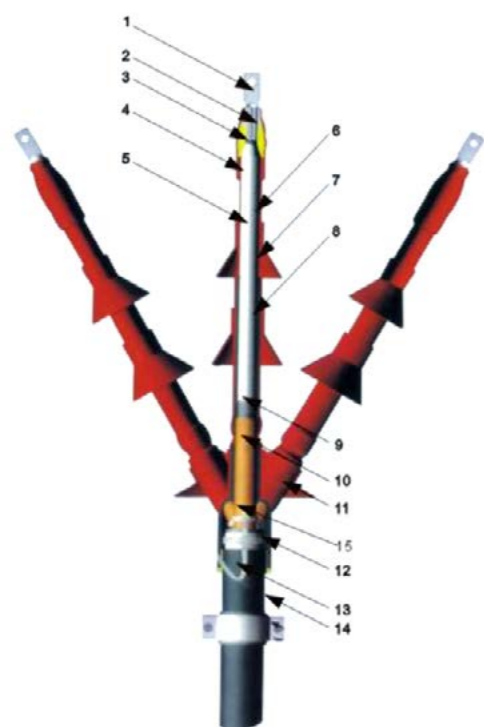
Product model and specification



For example

• **NRS-8.7/15-1.1** means that the heat shrink indoor terminal is suitable for cables with 8.7/15kV single core 25-50mm² the nominal cross section.

• **NRS-8.7/15-3.1** means that the heat shrink indoor terminal is suitable for cables with 8.7/15kV three cores 25-50mm² the nominal cross section.



- | | |
|---------------------------|----------------------------|
| 1. Grounding terminal | 9. Semi conductive layer |
| 2. Cable core | 10. Copper shielding layer |
| 3. Hot melt adhesive | 11. Three hole rain skirt |
| 4. Sealing tube | 12. Three finger sleeve |
| 5. Cable Insulation | 13. Earthing wire |
| 6. Heat shrink tube | 14. Cable |
| 7. Single hole rain skirt | 15. Triangulation cone |
| 8. Stress tube | |

Voltage	Cable section(mm ²)			
	1	2	3	4
6/10、 8.7/15	25-50	70-120	150-240	300-400
12/20、 26/35	50-95	120-185	240-400	500-630

35kV and below heat shrink joint

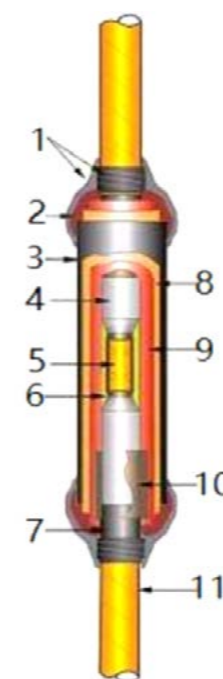
Product model and specification



For example

• **JRS-8.7/15-1.1** means that the heat shrink joint is suitable for cables with 8.7/15kV single core 25-50mm² the nominal cross section.

• **JRS-8.7/15-3.1** means that the heat shrink joint is suitable for cables with 8.7/15kV three cores 25-50mm² the nominal cross section.




- | | |
|-------------------------|--------------------------|
| 1. Semi conductive tape | 7. Semi conductive layer |
| 2. Waterproof sealant | 8. Outer insulating tube |
| 3. Semi conductive tube | 9. Inner insulating tube |
| 4. Cable Insulation | 10. Stress tube |
| 5. Connecting pipe | 11. Copper shielding |
| 6. Semi conductive tape | |


Voltage	Cable section(mm ²)			
	1	2	3	4
6/10、 8.7/15	25-50	70-120	150-240	300-400
12/20、 26/35	50-95	120-185	240-400	500-630

Earthing box


Physical picture




Earthing box without SVL



Earthing box with SVL



Three-phase cross-bonding box



Three-phase six-wire earthing Box

Partial project performance



Bangladesh 78.50MW Gas Fired Rental Power Plant at GUORASAL BPOB



Guinea Keller Tower Power Transmission Project of Water Conservancy



Argentine Interconnection of CTED -ET Dique-ET Tolosa HV transmission Line - 132kV



LULI GROUP Muye Line Project



Sichuan Puge County Estuary Power Station Project



Xinjiang Xiaocaohu Wind Power Project



SK Chongqing Special Outside Substation Project



Jining Phoenix Line Project



Jianhu County Xindian Variable Line Project



Linyi Electrical Seven Lines Lintai Project



Zaozhuang Jianyang Power Plant